



# **CHOWDHARY STEEL & SONS**

## **IRON & STEEL MERCHANT**

---

Authorised Dealer In :- M.S.Angels, Channels, Beams, Flats,  
Plates C.R., H.R. & G.I., Sheets, TOR Steels, ERW Pipes, Welding  
Electro Rods, Ms. Pipe, GI.Pipe &TMTBars.

Regd & Sales Office : Shimla Park, C-bldg, A-wing, Ground Floor 004, Kausa, Mumbra, Thane 400601.  
Godown : Plot No. 309, Near To Meena Apt. Service Road, E.e.highway, Thane - 400601.  
Chowdhary : 9967237122 / 8400005033 / 7304497199  
Office No: 9867575501 / 9867575492 / Email: Chowdharysteelsons@gmail.com

# SQUARE PIPE (SHS)

SIZE	1.2	1.4	1.6	1.8	2	2.2	2.5	2.9	3.2	3.6	4	4.2	4.5	4.8	5	5.4	5.6	6	6.3	7.1	8	8.5	9	9.5	10	10.5	11	11.5	12	12.5		
20X20	4.3	4.99	5.65	6.3	6.94	7.57	8.5	9.68	10.54																							
25X25	5.4	6.3	7.16	8	8.83	9.65	10.9	12.4	13.56																							
30X30	6.6	7.62	8.66	9.69	10.7	11.7	13.2	15.1	16.57	18.43																						
32X32	7.0	8.15	9.27	10.4	11.5	12.5	14.1	16.2	17.78	19.79	21.75																					
38X38	8.4	9.73	11.1	12.4	13.7	15	17	19.5	21.39	23.86	26.27																					
40X40	8.8	10.3	11.7	13.1	14.5	15.9	17.9	20.6	22.6	25.21	27.78																					
50X50	11.1	12.9	14.7	16.5	18.2	20	22.6	26.1	28.63	31.99	35.31	36.95	39.39	41.81																		
60X60	13.4	15.5	17.7	19.9	22	24.2	27.3	31.5	34.66	38.78	42.85	44.87	47.87	50.85																		
65X65		19.2	21.6	23.9	26.2	29.7	34.3	37.67	42.17	46.62	48.82	52.11	55.37	57.53	61.81	63.94																
70X70		20.7	23.3	25.8	28.3	32	37	40.69	45.56	50.38	52.78	56.35	59.89	62.24	66.9	69.21	73.8															
72X72		21.3	23.9	26.5	29.1	33	38.1	41.89	46.92	51.89	54.36	58.05	61.7	64.12	68.93	71.32	76.06															
75X75		22.2	25	27.7	30.4	34.4	39.7	43.7	48.95	54.15	56.74	60.59	64.41	66.95	71.99	74.49	79.45															
80X80		23.7	26.7	29.6	32.4	36.8	42.5	46.72	52.34	57.92	60.69	64.83	68.94	71.66	77.07	79.76	85.1															
90X90		26.8	30	33.3	36.6	41.5	47.9	52.74	59.12	65.46	68.6	73.31	77.98	81.08	87.25	90.31	96.41															
91X91		27.1	30.4	33.7	37	41.9	48.5	53.35	59.8	66.21	69.4	74.15	78.88	82.02	88.26	91.37	97.54	102.1														
100X100		29.8	33.4	37.1	40.7	46.2	53.4	58.77	65.91	72.99	76.52	81.78	87.02	90.5	97.42	100.9	107.7	112.8	126.3													
120X120							55.6	64.3	70.83	79.47	88.06	92.34	98.74	105.1	109.3	117.8	122	130.3	136.6	153.1	171.4											
125X125							58	67.1	73.84	82.86	91.83	96.3	103	109.6	114.1	122.9	127.2	136	142.5	159.7	178.9											
132X132							70.9	78.06	87.61	97.11	101.8	108.9	116	120.6	130	134.6	143.9	150.8	169.1	189.5												
150X150							80.7	88.92	99.82	110.7	116.1	124.2	132.2	137.6	148.3	153.6	164.2	172.2	193.2	216.6	229.5	242.4	255.1									
175X175							104	116.8	129.5	135.9	145.4	154.8	161.2	173.7	180	192.5	201.8	226.6	254.3	269.6	284.7	299.9										
180X180							120.2	133.3	139.8	149.6	159.4	165.9	178.8	185.3	198.1	207.8	233.3	261.8	277.6	293.2	308.8	324.3	339.8	355.1	370.4	385.6	400.8					
200X200							133.7	148.4	155.6	166.6	177.5	184.7	199.2	206.4	220.8	231.5	260.1	292	309.6	327.1	344.6	362	379.3	396.6	413.8	430.9	447.9					
220X220							147.3	163.4	171.5	183.5	195.5	203.5	219.5	227.5	243.4	255.2	286.8	322.1	341.6	361	380.4	399.7	418.9	438	457.1	476.1	495					
250X250							167.6	186	195.2	209	222.7	231.8	250	259.1	277.3	290.9	327	367.3	389.7	411.9	434.1	456.2	478.2	500.2	522.1	543.9	565.6					



# RECTANGULAR PIPE (RHS)

SIZE	1.2	1.4	1.6	1.8	2	2.2	2.5	2.9	3.2	3.6	4	4.2	4.5	4.8	5	5.4	5.6	6	6.3	7.1	8	8.5	9	9.5	10	10.5	11	11.5	12	12.5	
40X20	6.6	7.6	8.7	9.7	10.7	11.7	13.2	15.1	16.6	18.4																					
50x25	8.3	9.6	10.9	12.2	13.5	14.8	16.7	19.2	21.1	23.5	25.9																				
50X30	8.8	10.3	11.7	13.1	14.5	15.9	17.9	20.6	22.6	25.2	27.8	29.0																			
60X40	11.1	12.9	14.7	16.5	18.2	20.0	22.6	26.1	28.6	32.0	35.3	37.0	39.4	41.8																	
70X50	13.4	15.5	17.7	19.9	22.0	24.2	27.3	31.5	34.7	38.8	42.8	44.9	47.9	50.8	52.8	56.7	58.7														
80X40	13.4	15.5	17.7	19.9	22.0	24.2	27.3	31.5	34.7	38.8	42.8	44.9	47.9	50.8	52.8	56.7	58.7														
80X60	15.6	18.2	20.7	23.3	25.8	28.3	32.0	37.0	40.7	45.6	50.4	52.8	56.3	59.9	62.2	66.9	69.2														
90X50		20.7	23.3	25.8	28.3	32.0	37.0	40.7	45.6	50.4	52.8	56.3	59.9	62.2	66.9	69.2	73.8														
96X48		21.3	23.9	26.5	29.1	33.0	38.1	41.9	46.9	51.9	54.4	58.0	61.7	64.1	68.9	71.3	76.1														
100X50		22.2	25.0	27.7	30.4	34.4	39.7	43.7	49.0	54.2	56.7	60.6	64.4	67.0	72.0	74.5	79.5														
100X60		23.7	26.7	29.6	32.4	36.8	42.5	46.7	52.3	57.9	60.7	64.8	68.9	71.7	77.1	79.8	85.1														
100X80		26.8	30.0	33.3	36.6	41.5	47.9	52.7	59.1	65.5	68.6	73.3	78.0	81.1	87.2	90.3	96.4	100.9	112.9												
122X61					33.7	37.0	41.9	48.5	53.3	59.8	66.2	69.4	74.2	78.9	82.0	88.3	91.4	97.5	102.1	114.3											
120X80							53.4	58.8	65.9	73.0	76.5	81.8	87.0	90.5	97.4	100.9	107.7	112.8	126.3												
140X80							64.8	72.7	80.5	84.4	90.3	96.1	99.9	107.6	111.4	119.0	124.7	139.7	156.3												
145X82							66.9	75.1	83.2	87.2	93.2	99.2	103.2	111.2	115.1	123.0	128.8	144.4	161.6												
150X75							66.3	74.4	82.4	86.4	92.4	98.3	102.3	110.1	114.1	121.8	127.7	143.0	160.1												
160X80							70.8	79.5	88.1	92.3	98.7	105.1	109.3	117.8	122.0	130.3	136.6	153.1	171.4												
150X100							73.8	82.9	91.8	96.3	103.0	109.6	114.1	122.9	127.2	136.0	142.5	159.7	178.9												
172X92							78.1	87.6	97.1	101.8	108.9	116.0	120.6	130.0	134.6	143.9	150.8	169.1	189.5												
180X100							82.9	93.0	103.1	108.2	115.7	123.2	128.2	138.1	143.1	152.9	160.3	179.8	201.5	213.5	225.4	237.2									
200X100							88.9	99.8	110.7	116.1	124.2	132.2	137.6	148.3	153.6	164.2	172.2	193.2	216.6	229.5	242.4	255.1									
200X120							94.9	106.6	118.2	124.0	132.7	141.3	147.0	158.5	164.2	175.5	184.0	206.6	231.7	245.5	259.3	273.0	286.6	300.2	313.7						
220X140							101.0	113.4	125.7	131.9	141.1	150.3	156.4	168.6	174.7	186.8	195.9	219.9	246.8	261.5	276.3	290.9	305.5	320.0	334.4						
240X120							107.0	120.2	133.3	139.8	149.6	159.4	165.9	178.8	185.3	198.1	207.8	233.3	261.8	277.6	293.2	308.8	324.3	339.8	355.1	370.4	385.6	400.8			
250X150								133.7	148.4	155.6	166.6	177.5	184.7	199.2	206.4	220.8	231.5	260.1	292.0	309.6	327.1	344.6	362.0	379.3	396.6	413.8	430.9	447.9			
260X180								147.3	163.4	171.5	183.5	195.5	203.5	219.5	227.5	243.4	255.2	286.8	322.1	341.6	361.0	380.4	399.7	418.9	438.0	457.1	476.1	495.0			
300X100								133.7	148.4	155.6	166.6	177.5	184.7	199.2	206.4	220.8	231.5	260.1	292.0	309.6	327.1	344.6	362.0	379.3	396.6	413.8	430.9	447.9			
300X150								150.7	167.2	175.4	187.8	200.1	208.3	224.6	232.7	249.0	261.2	293.5	329.6	349.6	369.5	389.3	409.1	428.8	448.4	467.9	487.4	506.8			
300X200								167.6	186.0	195.2	209.0	222.7	231.8	250.0	259.1	277.3	290.9	327.0	367.3	389.7	411.9	434.1	456.2	478.2	500.2	522.1	543.9	565.6			



**M.S. FLATS**

Size In mm	Weight In Kgs. Per Feet	Weight In Kgs. Per Mtr.
12X3	0.086	0.282
12X5	0.143	0.470
20X3	0.143	0.470
18X4	0.180	0.585
20X5	0.241	0.790
20X6	0.287	0.942
25X3	0.19	0.600
25X5	0.305	1.000
25X6	0.40	1.18
25X8	0.50	1.57
25X10	0.609	1.998
25X12	0.731	2.398
32X3	0.243	0.798
32X5	0.4	1.296
32X6	0.457	1.499
32X8	0.671	2.202
32X10	0.854	2.802
32X12	1.005	3.297
32X16	1.342	4.403
40X3	0.274	0.899
40X5	0.5	1.598
40X6	0.6	1.903
40X8	0.8	2.500
40X10	1.0	3.100
40X12	1.2	3.799
40X16	1.523	4.997
40X20	1.920	6.300
40X25	2.407	7.897
40X32	2.897	9.505
50X3	0.365	1.197
50X5	0.609	1.998
50X6	0.731	2.398
50X8	1.0	3.14
50X10	1.2	3.9

**M.S. FLATS**

Size In mm	Weight In Kgs. Per Feet	Weight In Kgs. Per Mtr.
50X12	1.432	4.698
50X16	1.920	6.300
50X20	2.4	7.85
50X25	3.0	9.8
50X32	3.83	12.56
65X6	3.83	12.56
65X8	1.260	4.133
65X10	1.6	5.166
65X12	1.9	6.099
65X16	2.500	8.200
65X20	3.109	10.200
65X25	3.902	12.800
65X32	4.98	16.33
65X40	6.22	20.41
65X50	7.78	25.51
75X6	1.10	3.53
75X8	1.432	4.698
75X10	1.798	5.899
75X12	2.163	7.7
75X16	2.9	9.42
75X20	3.596	11.798
75X25	4.480	14.699
75X32	4.5	18.9
75X40	7.2	23.6
75X50	8.97	29.44
100X6	1.432	4.698
100X8	1.920	6.300
100X10	2.4	7.85
100X12	2.9	9.42
100X16	3.840	12.599
100X20	4.8	15.700
100X25	6.0	19.599
100X32	7.66	25.12
100X40	9.57	31.40

**M.S. FLATS**

Size In mm	Weight In Kgs. Per Feet	Weight In Kgs. Per Mtr.
100X50	11.96	39.25
125X6	1.800	5.900
125X8	2.400	7.900
125X10	2.986	9.797
125X12	3.596	11.798
125X16	4.800	15.750
125X20	5.973	19.597
125X25	7.500	24.600
150X6	2.200	7.218
150X8	2.9	9.42
150X10	3.596	11.798
150X12	4.297	14.098
150X16	5.729	18.797
150X20	7.192	23.597
150X25	8.991	29.499
200X6	2.870	9.420
200X8	3.829	12.559
200X10	4.789	15.699
200X12	5.943	18.839
200X16	7.70	25.10
200X20	9.6	31.4
200X25	12	39.20
250X6	3.6	11.8
250X8	4.8	15.7
250X10	5.983	19.625
250X12	7.179	23.549
250X16	9.6	31.4
250X20	12.0	39.2
250X25	15.0	49.10
300X8	5.8	18.80
300X10	7.179	23.550
300X12	8.616	28.259
300X16	11.5	37.70



## M.S. PLATES

Thickness In mm	Width	Length	Wt. Per Plate	Thickness In mm	Width	Length	Wt. Per Plate
8	2000	12000	1.536	25	2500	12000	6.00
10	2000	12000	1.92	28	2500	12000	6.72
12	2000	12000	2.304	30	2500	12000	7.20
14	2000	12000	2.688	32	2500	12000	7.68
16	2000	12000	3.072	36	2500	12000	8.64
18	2000	12000	3.456	40	2500	12000	9.6
20	2000	12000	3.84	45	2500	12000	10.8
22	2000	12000	4.224	50	2500	12000	12
25	2000	12000	4.8	56	2500	12000	13.44
28	2000	12000	5.376	63	2500	12000	15.12
30	2000	12000	5.76	70	2500	12000	16.8
32	2000	12000	6.144	75	2500	12000	18
				80	2500	12000	19.2
8	3000	12000	2.304	90	2500	10000	18
10	3000	12000	2.880	100	2500	10000	20
12	3000	12000	3.456	110	2500	9000	19.8
14	3000	12000	4.032	120	2500	7000	16.8
16	3000	12000	4.608	130	2500	7000	18.2
18	3000	12000	5.184	140	2500	7000	19.6
20	3000	12000	5.760	150	2500	7000	21
22	3000	12000	6.336	160	2500	6000	19.2
25	3000	12000	7.200	170	2500	6000	20.4
28	3000	12000	8.064	180	2500	6000	21.6
30	3000	12000	8.640	190	2500	5000	19
32	3000	12000	9.216	200	2500	5000	20
8	2500	12000	1.92				
10	2500	12000	2.40				
12	2500	12000	2.88				
14	2500	12000	3.36				
16	2500	12000	3.84				
18	2500	12000	4.32				
20	2500	12000	4.80				
22	2500	12000	5.28				





**M.S. ROUND PIPE**




**M.S. SQUARE PIPE**




**M.S. SPIRAL PIPE**



**G.I. ROUND PIPE**



**G.I. SQUARE PIPE**



**M.S. ANGLE**



**M.S. SQUARE BAR**




**M.S. ROUND BAR**




**M.S. BEAM**



**M.S. CHANNEL**



**M.S. PLATE**



**CHEQUERED PLATE**



**TMT BAR**



**CRASH BARRIER**

Regd & Sales Office : Shimla Park, C-bldg, A-wing, Ground Floor 004, Kausa, Mumbra, Thane 400601.  
 Godown : Plot No. 309, Near To Meena Apt. Service Road, E.e.highway, Thane - 400601.  
 Chowdhary : 9967237122 / 8400005033 / 7304497199  
 Office No: 9867575501 / 9867575492 / Email: Chowdharysteelsons@gmail.com